


Luminaire Photograph



Light Output Ratio:	84.5%	
Luminaire Power:	11.76 W	
SHR Nominal:	0.00	Calculated using the TM5
SHR Maximum:	0.30	fine grid method.

C Range: 0 - 360DEG
C Interval: 30.0DEG
Test Speed: HIGH
Temperature: 25.3 °C
Operators: zoe
Test Date: 2023-5-31

Range: 0 - 180DEG
Interval: 1.0DEG
Test System: EVERFINE GO-SPEX500_V1 SYSTEM V2.00.461
Humidity: 65.0%
Test Distance: 3.160m [K=1.0000]
Remarks: LAMP: CMA1306-0000-000F0U0A30G Ra:90
LENS: PM-1084A 24R
DRIVER: PUP10A-1WMC-700 500mA
30minutes warm-up

LUMINOUS INTENSITY DISTRIBUTION DIAGRAM

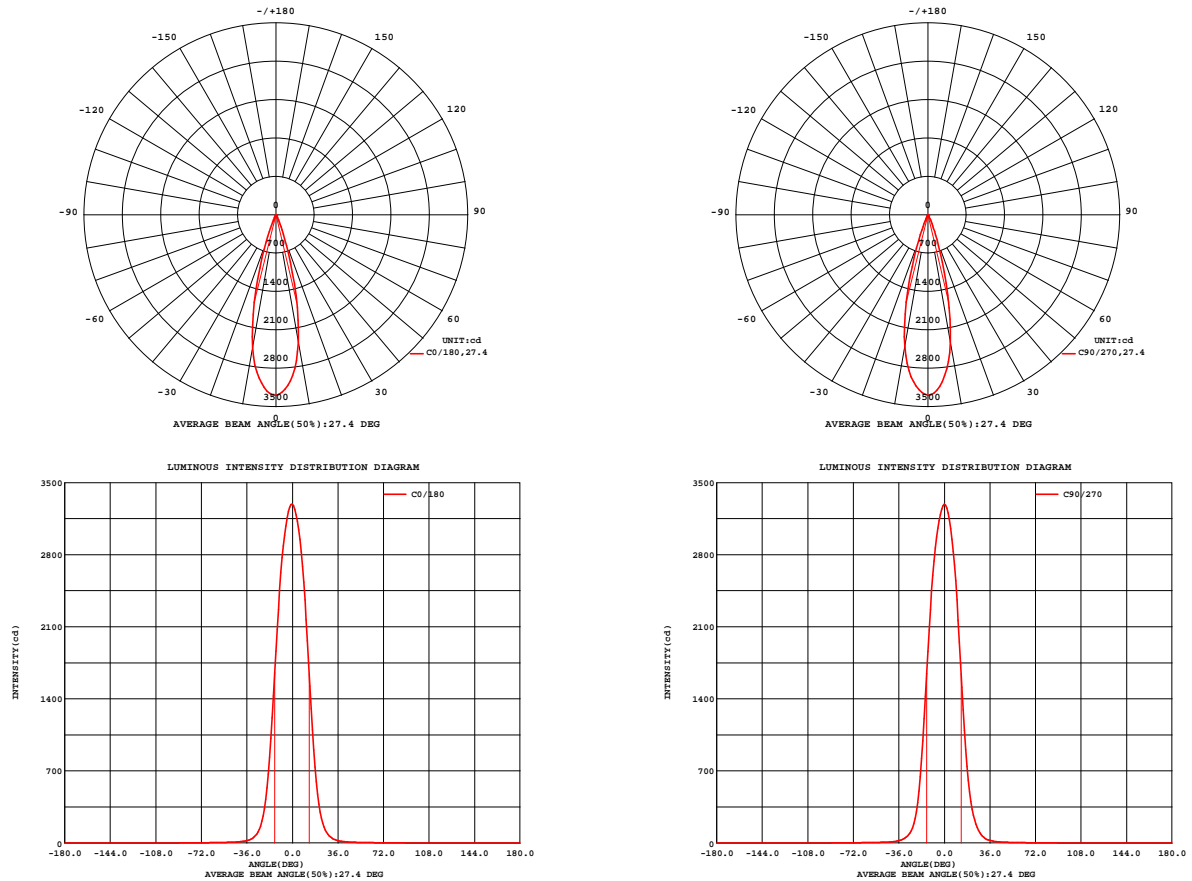


Fig. C0/C180

Fig. C90/C270

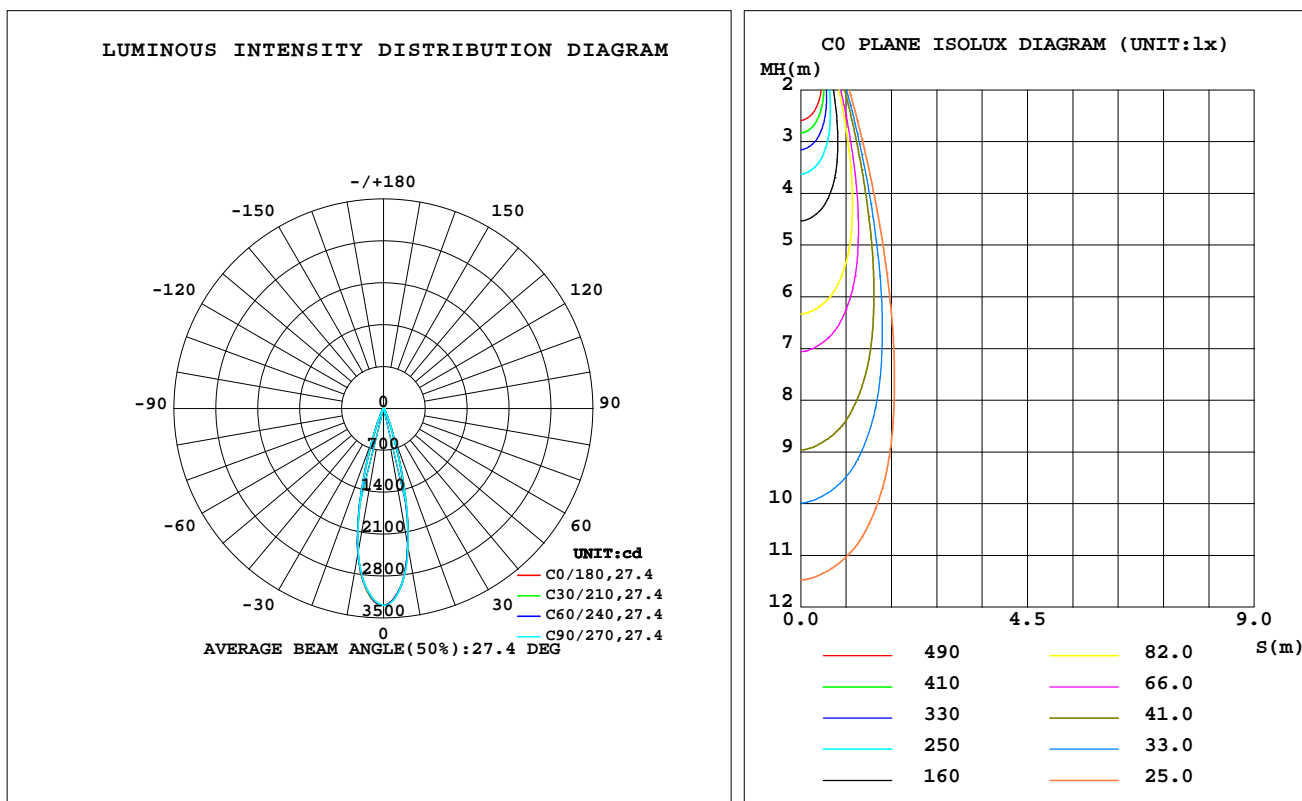
C Range: 0 - 360DEG
C Interval: 30.0DEG
Test Speed: HIGH
Temperature: 25.3 °C
Operators: zoe
Test Date: 2023-5-31

Range: 0 - 180DEG
Interval: 1.0DEG
Test System: EVERFINE GO-SPEX500_V1 SYSTEM V2.00.461
Humidity: 65.0%
Test Distance: 3.160m [K=1.0000]
Remarks: LAMP: CMA1306-0000-000F0U0A30G Ra: 90
LENS: PM-1084A 24R
DRIVER: PUP10A-1WMC-700 500mA
30minutes warm-up

LUMINAIRE PHOTOMETRIC TEST REPORT

Test:U:120.21V I:0.0990A P:11.758W PF:0.9868 Freq:59.98Hz Lamp Flux:896.707x1 lm		
NAME: 2318.203-LEA-09	TYPE:	WEIGHT:
SPEC.: 3000K	DIM.:	SERIAL No.: 2305310696
MFR.: RISE	SUR.: 0.000572265m2	Shielding Angle:

DATA OF LAMP		PHOTOMETRIC DATA Eff: 64.47 lm/W			
MODEL	CREE	Imax(cd)	3290	S/MH(C0/180)	0.44
NOMINAL POWER(W)	12	LOR(%)	84.5	S/MH(C90/270)	0.44
RATED VOLTAGE(V)	120	TOTAL FLUX(lm)	758.11	UP,DN(C0-180)	0.0,41.8
NOMINAL FLUX(lm)	896.707	CIE CLASS	DIRECT	UP,DN(C180-360)	0.0,42.7
LAMPS INSIDE	1	up(%)	0.0	CIBSE SHR NOM	0.00
TEST VOLTAGE(V)	120	down(%)	84.5	CIBSE SHR MAX	0.30



C Range: 0 - 360DEG
C Interval: 30.0DEG
Test Speed: HIGH
Temperature:25.3℃
Operators:zoe
Test Date:2023-5-31

Range: 0 - 180DEG
Interval: 1.0DEG
Test System:EVERFINE GO-SPEX500_V1 SYSTEM V2.00.461
Humidity:65.0%
Test Distance:3.160m [K=1.0000]
Remarks: LAMP:CMA1306-0000-000F0U0A30G Ra:90
LENS: PM-1084A 24R
DRIVER:PUP10A-1WMC-700 500mA
30minutes warm-up

ZONAL FLUX DIAGRAM

ZONAL FLUX DIAGRAM:

	C0	C45	C90	C135	C180	C225	C270	C315		zone	total	%lum,lamp
10	2361	2341	2362	2396	2455	2470	2449	2409	0- 10	271.3	271.3	35.8,30.3
20	474.2	483.6	496.0	519.8	537.0	522.9	504.8	484.9	10- 20	364.9	636.2	83.9,70.9
30	59.33	66.59	68.16	61.81	59.17	59.29	57.29	52.95	20- 30	87.39	723.6	95.4,80.7
40	14.75	14.56	14.97	14.71	14.57	14.06	13.36	13.34	30- 40	18.45	742.0	97.9,82.8
50	6.347	6.318	6.420	6.630	6.636	6.504	6.356	6.369	40- 50	7.097	749.1	98.8,83.5
60	4.328	4.297	4.400	4.546	4.641	4.561	4.425	4.364	50- 60	4.805	753.9	99.4,84.1
70	1.609	1.635	1.740	1.862	1.964	1.941	1.836	1.690	60- 70	3.059	757.0	99.9,84.4
80	0.3050	0.3098	0.3581	0.3821	0.4161	0.3915	0.3627	0.3096	70- 80	1.006	758.0	100,84.5
90	0	0	0	0	0	0	0	0	80- 90	0.1105	758.1	100,84.5
100	0	0	0	0	0	0	0	0	90-100	0	758.1	100,84.5
110	0	0	0	0	0	0	0	0	100-110	0	758.1	100,84.5
120	0	0	0	0	0	0	0	0	110-120	0	758.1	100,84.5
130	0	0	0	0	0	0	0	0	120-130	0	758.1	100,84.5
140	0	0	0	0	0	0	0	0	130-140	0	758.1	100,84.5
150	0	0	0	0	0	0	0	0	140-150	0	758.1	100,84.5
160	0	0	0	0	0	0	0	0	150-160	0	758.1	100,84.5
170	0	0	0	0	0	0	0	0	160-170	0	758.1	100,84.5
180	0	0	0	0	0	0	0	0	170-180	0	758.1	100,84.5
DEG	LUMINOUS INTENSITY:cd									UNIT:lm		

C Range: 0 - 360DEG
C Interval: 30.0DEG
Test Speed: HIGH
Temperature:25.3℃
Operators:zoe
Test Date:2023-5-31

Range: 0 - 180DEG
Interval: 1.0DEG
Test System:EVERFINE GO-SPEX500_V1 SYSTEM V2.00.461
Humidity:65.0%
Test Distance:3.160m [K=1.0000]
Remarks: LAMP:CMA1306-0000-000F0U0A30G Ra:90
LENS: PM-1084A 24R
DRIVER:PUP10A-1WMC-700 500mA
30minutes warm-up

LUMINANCE LIMITATION CURVES

Test:U:120.21V I:0.0990A P:11.758W PF:0.9868 Freq:59.98Hz
Lamp Flux:896.707x1 lm

NAME: 2318.203-LEA-09

TYPE:

WEIGHT:

SPEC.: 3000K

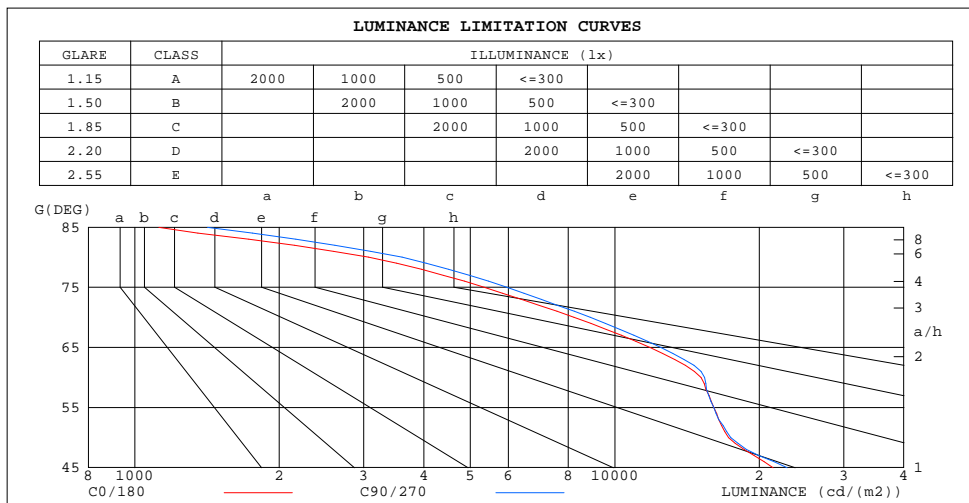
DIM.:

SERIAL No.: 2305310696

MFR.: RISE

SUR.: 0.000572265m2

Shielding Angle:



LUMINANCE cd/(m2)		
G(DEG)	C0/180	C90/270
85	1123	1417
80	3070	3603
75	5342	5956
70	8221	8887
65	11824	12456
60	15131	15373
55	16089	16080
50	17259	17449
45	21362	22847

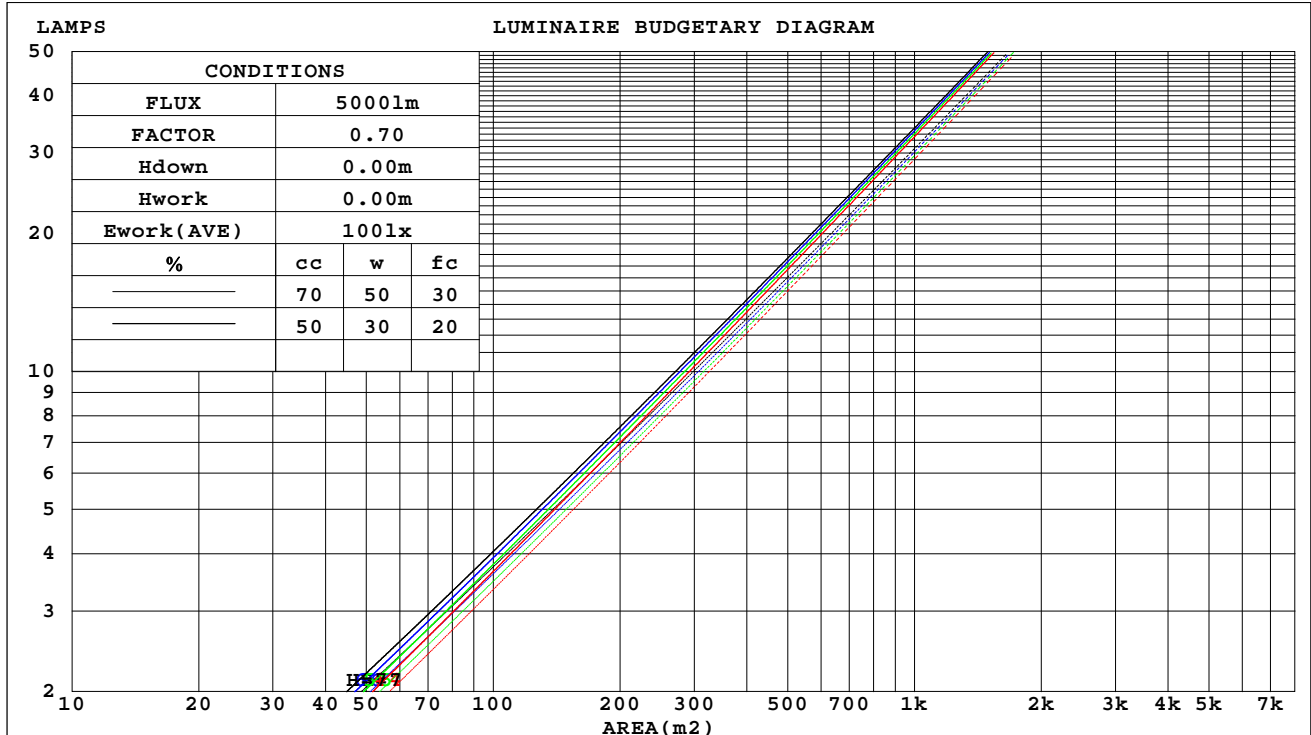
C Range: 0 - 360DEG
C Interval: 30.0DEG
Test Speed: HIGH
Temperature:25.3℃
Operators:zoe
Test Date:2023-5-31

Range: 0 - 180DEG
Interval: 1.0DEG
Test System:EVERFINE GO-SPEX500_V1 SYSTEM V2.00.461
Humidity:65.0%
Test Distance:3.160m [K=1.0000]
Remarks: LAMP:CMA1306-0000-000F0U0A30G Ra:90
LENS: PM-1084A 24R
DRIVER:PUP10A-1WMC-700 500mA
30minutes warm-up

CU AND LUMINAIRE BUDGETARY ESTIMATE DIAGRAM

Test:U:120.21V I:0.0990A P:11.758W PF:0.9868 Freq:59.98Hz Lamp Flux:896.707x1 lm		
NAME: 2318.203-LEA-09	TYPE:	WEIGHT:
SPEC.: 3000K	DIM.:	SERIAL No.: 2305310696
MFR.: RISE	SUR.: 0.000572265m2	Shielding Angle:

cc	80%			70%			50%			30%			10%			0
w	50%	30%	10%	50%	30%	10%	50%	30%	10%	50%	30%	10%	50%	30%	10%	0
fc	20%			20%			20%			20%			20%			0
RCR	RCR:Room Cavity Ratio															



C Range: 0 - 360DEG
C Interval: 30.0DEG
Test Speed: HIGH
Temperature:25.3℃
Operators:zoe
Test Date:2023-5-31

Range: 0 - 180DEG
Interval: 1.0DEG
Test System:EVERFINE GO-SPEX500_V1 SYSTEM V2.00.461
Humidity:65.0%
Test Distance:3.160m [K=1.0000]
Remarks: LAMP:CMA1306-0000-000F0U0A30G Ra:90
LENS: PM-1084A 24R
DRIVER:PUP10A-1WMC-700 500mA
30minutes warm-up

WEC AND CCEC

Test:U:120.21V I:0.0990A P:11.758W PF:0.9868 Freq:59.98Hz Lamp Flux:896.707x1 lm		
NAME: 2318.203-LEA-09	TYPE:	WEIGHT:
SPEC.: 3000K	DIM.:	SERIAL No.: 2305310696
MFR.: RISE	SUR.: 0.000572265m2	Shielding Angle:

cc	80%			70%			50%			30%			10%			0			
w	50%	30%	10%	50%	30%	10%	50%	30%	10%	50%	30%	10%	50%	30%	10%	0			
fc	20%			20%			20%			20%			20%			0			
RCR	RCR:Room Cavity Ratio						Wall Exitance Coefficients(WEC)												
0.0																			
1.0	.115	.066	.021	.110	.063	.020	.099	.057	.018	.090	.052	.017	.081	.047	.015				
2.0	.107	.058	.018	.102	.056	.017	.093	.052	.016	.085	.048	.015	.078	.044	.014				
3.0	.099	.053	.016	.095	.051	.015	.088	.048	.015	.082	.045	.014	.075	.042	.013				
4.0	.093	.048	.014	.090	.047	.014	.083	.044	.013	.078	.042	.013	.073	.039	.012				
5.0	.087	.044	.013	.084	.043	.013	.079	.041	.012	.074	.039	.012	.070	.037	.011				
6.0	.082	.041	.012	.080	.040	.012	.076	.039	.011	.071	.037	.011	.068	.036	.011				
7.0	.078	.039	.011	.076	.038	.011	.072	.037	.011	.069	.035	.010	.065	.034	.010				
8.0	.074	.036	.010	.073	.036	.010	.069	.035	.010	.066	.033	.010	.063	.032	.009				
9.0	.071	.034	.010	.069	.034	.009	.066	.033	.009	.064	.032	.009	.061	.031	.009				
10.0	.068	.033	.009	.067	.032	.009	.064	.031	.009	.061	.031	.009	.059	.030	.009				

cc	80%			70%			50%			30%			10%			0
w	50%	30%	10%	50%	30%	10%	50%	30%	10%	50%	30%	10%	50%	30%	10%	0
fc	20%			20%			20%			20%			20%			0
RCR	RCR:Room Cavity Ratio			Ceiling Cavity Exitance Coefficients(CCEC)												
0.0	.161	.161	.161	.138	.138	.138	.094	.094	.094	.054	.054	.054	.017	.017	.017	
1.0	.142	.133	.125	.122	.114	.108	.083	.079	.075	.048	.046	.043	.015	.015	.014	
2.0	.127	.112	.100	.109	.097	.086	.075	.067	.060	.043	.039	.035	.014	.013	.011	
3.0	.114	.096	.081	.098	.083	.070	.067	.057	.049	.039	.034	.029	.012	.011	.010	
4.0	.104	.083	.067	.089	.072	.058	.061	.050	.041	.035	.029	.024	.011	.010	.008	
5.0	.095	.072	.056	.081	.063	.049	.056	.044	.034	.032	.026	.020	.010	.008	.007	
6.0	.087	.064	.047	.075	.055	.041	.052	.039	.029	.030	.023	.017	.010	.007	.006	
7.0	.081	.057	.040	.069	.049	.035	.048	.035	.025	.028	.020	.015	.009	.007	.005	
8.0	.075	.051	.035	.065	.044	.030	.045	.031	.022	.026	.018	.013	.008	.006	.004	
9.0	.070	.046	.030	.060	.040	.026	.042	.028	.019	.024	.017	.011	.008	.005	.004	
10.0	.066	.042	.027	.057	.037	.023	.039	.026	.016	.023	.015	.010	.007	.005	.003	

C Range: 0 - 360DEG
C Interval: 30.0DEG
Test Speed: HIGH
Temperature:25.3℃
Operators:zoe
Test Date:2023-5-31

Range: 0 - 180DEG
Interval: 1.0DEG
Test System:EVERFINE GO-SPEX500_V1 SYSTEM V2.00.461
Humidity:65.0%
Test Distance:3.160m [K=1.0000]
Remarks: LAMP:CMA1306-0000-000F0U0A30G Ra:90
LENS: PM-1084A 24R
DRIVER:PUP10A-1WMC-700 500mA
30minutes warm-up

UGR(Unified Glare Rating) Table

Test:U:120.21V I:0.0990A P:11.758W PF:0.9868 Freq:59.98Hz Lamp Flux:896.707x1 lm										
NAME: 2318.203-LEA-09					TYPE:			WEIGHT:		
SPEC.: 3000K					DIM.:			SERIAL No.: 2305310696		
MFR.: RISE					SUR.: 0.000572265m2			Shielding Angle:		
ceiling/cavity	0.7	0.7	0.5	0.5	0.3	0.7	0.7	0.5	0.5	0.3
walls	0.5	0.3	0.5	0.3	0.3	0.5	0.3	0.5	0.3	0.3
working plane	0.2	0.2	0.2	0.2	0.2	0.2	0.2	0.2	0.2	0.2
Room dimensions	Viewed crosswise					Viewed endwise				
x = 2H y = 2H	13.5	14.1	13.7	14.2	14.4	13.6	14.2	13.8	14.4	14.5
3H	13.9	14.5	14.1	14.6	14.8	14.0	14.6	14.3	14.8	15.0
4H	13.9	14.5	14.2	14.7	14.9	14.1	14.7	14.4	14.9	15.1
6H	13.9	14.4	14.2	14.6	14.9	14.1	14.6	14.4	14.8	15.1
8H	13.8	14.4	14.1	14.6	14.9	14.0	14.6	14.3	14.8	15.1
12H	13.8	14.3	14.1	14.6	14.8	14.0	14.5	14.3	14.8	15.0
4H 2H	13.7	14.2	13.9	14.4	14.7	13.8	14.4	14.1	14.6	14.8
3H	14.1	14.6	14.4	14.9	15.2	14.3	14.8	14.6	15.1	15.3
4H	14.2	14.7	14.5	15.0	15.3	14.4	14.8	14.7	15.1	15.4
6H	14.2	14.6	14.6	14.9	15.3	14.4	14.8	14.7	15.1	15.5
8H	14.2	14.5	14.5	14.9	15.2	14.3	14.7	14.7	15.1	15.4
12H	14.1	14.5	14.5	14.8	15.2	14.3	14.6	14.7	15.0	15.4
8H 4H	14.2	14.5	14.5	14.9	15.2	14.3	14.7	14.7	15.1	15.4
6H	14.1	14.5	14.6	14.8	15.3	14.3	14.6	14.7	15.0	15.4
8H	14.1	14.4	14.5	14.8	15.2	14.3	14.6	14.7	15.0	15.4
12H	14.0	14.3	14.5	14.7	15.2	14.2	14.5	14.7	14.9	15.4
12H 4H	14.1	14.5	14.5	14.8	15.2	14.3	14.6	14.7	15.0	15.4
6H	14.1	14.4	14.5	14.8	15.2	14.3	14.6	14.7	15.0	15.4
8H	14.0	14.3	14.5	14.7	15.2	14.2	14.5	14.7	14.9	15.4
Variations with the observer position at spacings(CIE Pub.117):										
S = 1.0H	+ 1.1 / - 1.3					+ 1.2 / - 1.3				
1.5H	+ 2.1 / - 0.9					+ 2.3 / - 0.9				
2.0H	+ 0.8 / - 0.8					+ 1.0 / - 0.9				

CIE Pub.117, 896.7 lm Total Lamp Luminous Flux Correct (8log(F/F0) = -0.4)
Area: 0.000572265 m2

C Range: 0 - 360DEG
C Interval: 30.0DEG
Test Speed: HIGH
Temperature:25.3℃
Operators:zoe
Test Date:2023-5-31

Range: 0 - 180DEG
Interval: 1.0DEG
Test System:EVERFINE GO-SPEX500_V1 SYSTEM V2.00.461
Humidity:65.0%
Test Distance:3.160m [K=1.0000]
Remarks: LAMP:CMA1306-0000-000F0U0A30G Ra:90
LENS: PM-1084A 24R
DRIVER:PUP10A-1WMC-700 500mA
30minutes warm-up

UTILIZATION FACTORS TABLE

Test:U:120.21V I:0.0990A P:11.758W PF:0.9868 Freq:59.98Hz Lamp Flux:896.707x1 lm		
NAME: 2318.203-LEA-09	TYPE:	WEIGHT:
SPEC.: 3000K	DIM.:	SERIAL No.: 2305310696
MFR.: RISE	SUR.: 0.000572265m2	Shielding Angle:

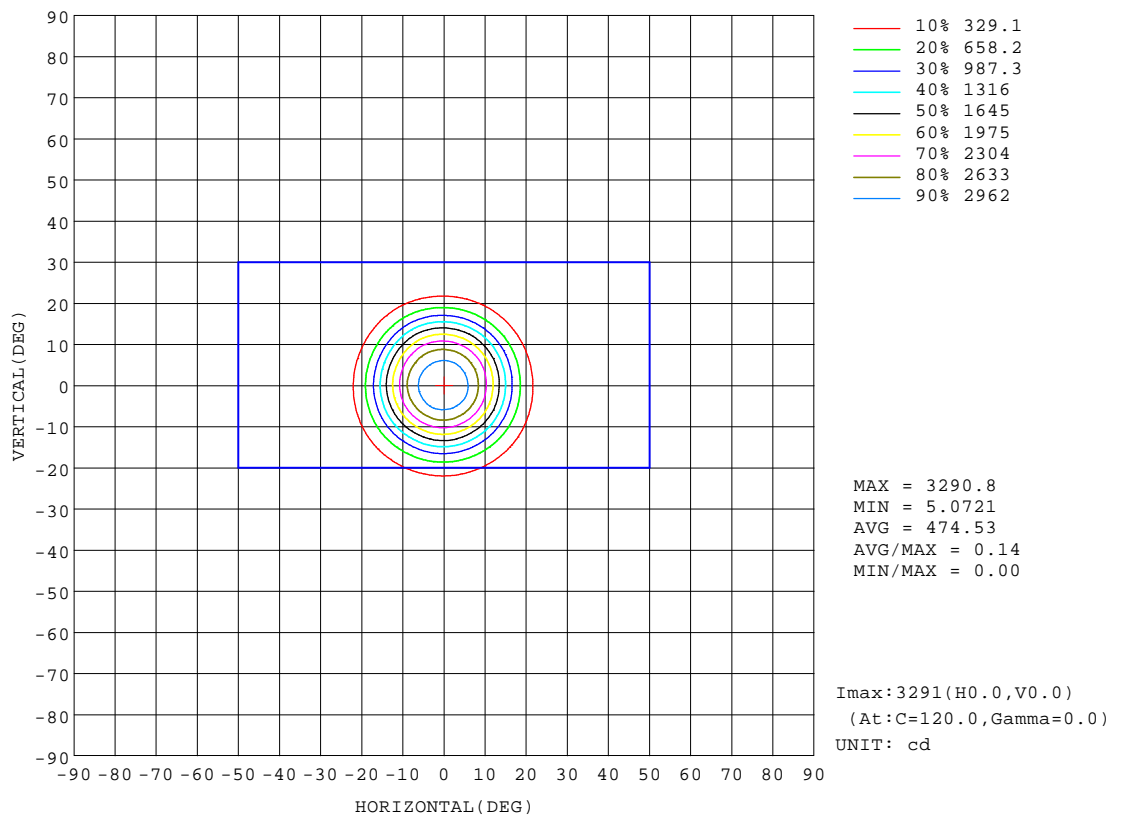
REFLECTANCE										
Ceiling	0.8	0.8	0.8	0.7	0.7	0.7	0.5	0.5	0.5	0
Walls	0.7	0.5	0.3	0.7	0.5	0.3	0.7	0.5	0.3	0
Working plane	0.2	0.2	0.2	0.2	0.2	0.2	0.2	0.2	0.2	0
ROOM INDEX	UTILIZATION FACTORS(PERCENT) $k(RI) \times RCR = 5$									
k = 0.60	76	71	68	76	71	68	75	71	68	65
0.80	82	78	75	82	77	75	81	77	74	72
1.00	86	81	78	85	81	78	84	81	78	75
1.25	89	85	82	88	84	82	86	83	81	78
1.50	91	87	84	90	86	84	88	85	83	80
2.00	93	89	87	91	88	86	89	87	85	81
2.50	94	91	89	93	90	88	90	88	86	81
3.00	95	92	90	94	91	89	91	89	87	82
4.00	97	95	93	95	93	92	92	91	89	84
5.00	98	96	95	96	94	93	93	92	91	84
ROOM INDEX	UF(total)									Direct
According to DIN EN 13032-2 2004			Suspended					SHRNOM = 1.25		

C Range: 0 - 360DEG
C Interval: 30.0DEG
Test Speed: HIGH
Temperature:25.3℃
Operators:zoe
Test Date:2023-5-31

Range: 0 - 180DEG
Interval: 1.0DEG
Test System:EVERFINE GO-SPEX500_V1 SYSTEM V2.00.461
Humidity:65.0%
Test Distance:3.160m [K=1.0000]
Remarks: LAMP:CMA1306-0000-000F0U0A30G Ra:90
LENS: PM-1084A 24R
DRIVER:PUP10A-1WMC-700 500mA
30minutes warm-up

ISOCANDELA DIAGRAM

Test:U:120.21V I:0.0990A P:11.758W PF:0.9868 Freq:59.98Hz Lamp Flux:896.707x1 lm		
NAME: 2318.203-LEA-09	TYPE:	WEIGHT:
SPEC.: 3000K	DIM.:	SERIAL No.: 2305310696
MFR.: RISE	SUR.: 0.000572265m2	Shielding Angle:

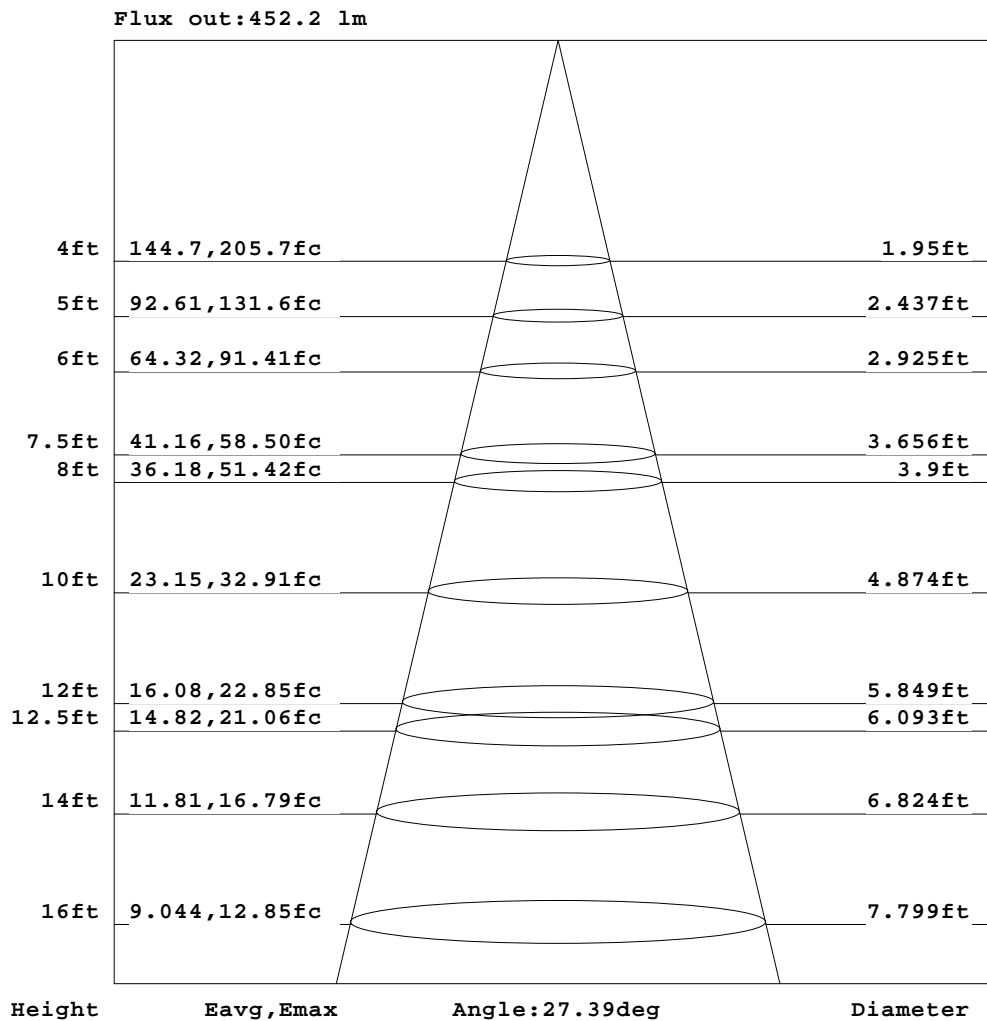


C Range: 0 - 360DEG
C Interval: 30.0DEG
Test Speed: HIGH
Temperature:25.3℃
Operators:zoe
Test Date:2023-5-31

Range: 0 - 180DEG
Interval: 1.0DEG
Test System:EVERFINE GO-SPEX500_V1 SYSTEM V2.00.461
Humidity:65.0%
Test Distance:3.160m [K=1.0000]
Remarks: LAMP:CMA1306-0000-000F0U0A30G Ra:90
LENS: PM-1084A 24R
DRIVER:PUP10A-1WMC-700 500mA
30minutes warm-up

AAI Figure

Test:U:120.21V I:0.0990A P:11.758W PF:0.9868 Freq:59.98Hz Lamp Flux:896.707x1 lm		
NAME: 2318.203-LEA-09	TYPE:	WEIGHT:
SPEC.: 3000K	DIM.:	SERIAL No.: 2305310696
MFR.: RISE	SUR.: 0.000572265m2	Shielding Angle:



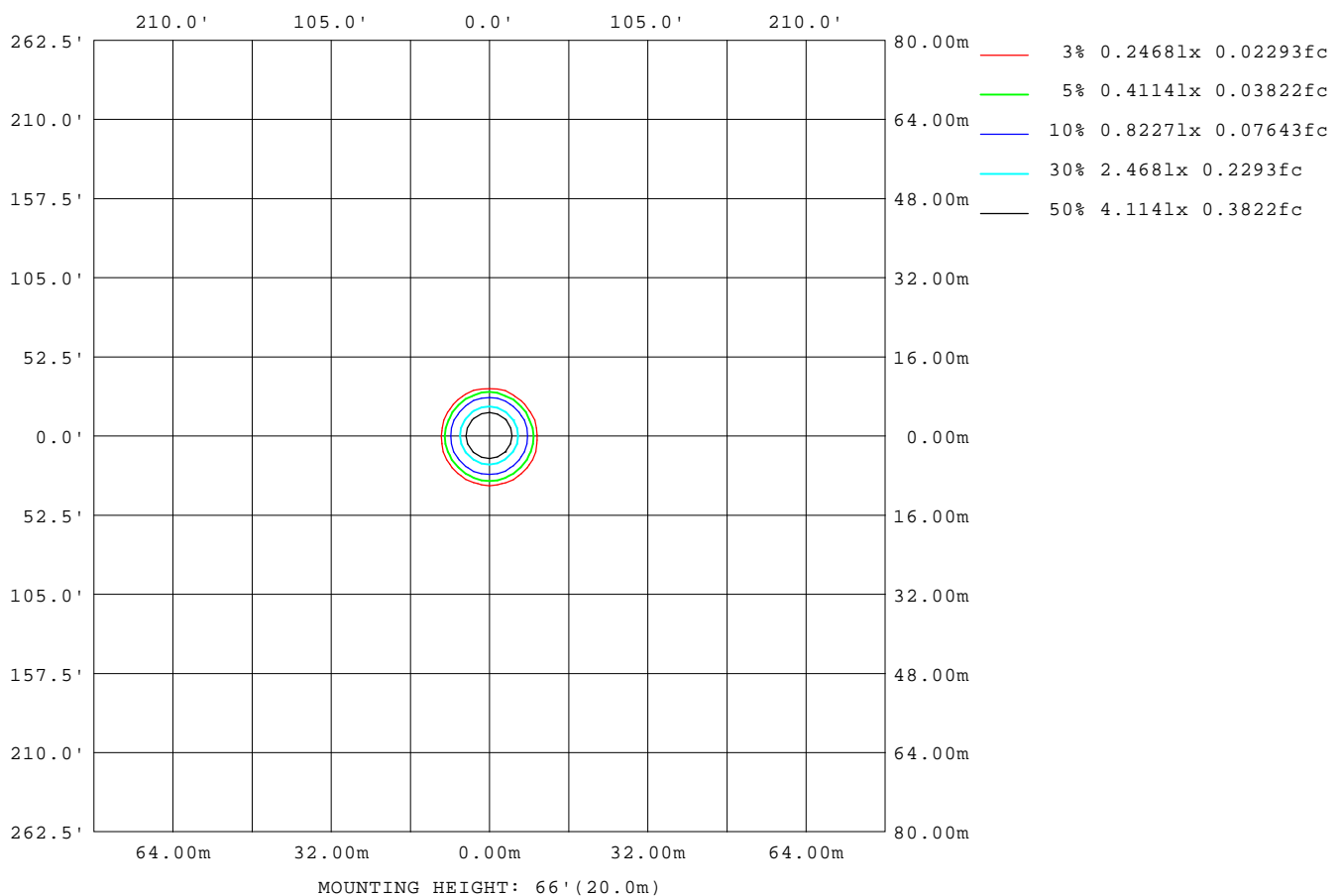
Note: The Curves indicate the illuminated area and the average illumination when the luminaire is at different distance.

C Range: 0 - 360DEG
C Interval: 30.0DEG
Test Speed: HIGH
Temperature: 25.3°C
Operators: zoe
Test Date: 2023-5-31

Range: 0 - 180DEG
Interval: 1.0DEG
Test System: EVERFINE GO-SPEX500_V1 SYSTEM V2.00.461
Humidity: 65.0%
Test Distance: 3.160m [K=1.0000]
Remarks: LAMP: CMA1306-0000-000F0U0A30G Ra:90
LENS: PM-1084A 24R
DRIVER: PUP10A-1WMC-700 500mA
30minutes warm-up

ISOLUX DIAGRAM

Test:U:120.21V I:0.0990A P:11.758W PF:0.9868 Freq:59.98Hz Lamp Flux:896.707x1 lm		
NAME: 2318.203-LEA-09	TYPE:	WEIGHT:
SPEC.: 3000K	DIM.:	SERIAL No.: 2305310696
MFR.: RISE	SUR.: 0.000572265m2	Shielding Angle:



C Range: 0 - 360DEG
C Interval: 30.0DEG
Test Speed: HIGH
Temperature:25.3°C
Operators:zoe
Test Date:2023-5-31

Range: 0 - 180DEG
Interval: 1.0DEG
Test System:EVERFINE GO-SPEX500_V1 SYSTEM V2.00.461
Humidity:65.0%
Test Distance:3.160m [K=1.0000]
Remarks: LAMP:CMA1306-0000-000F0U0A30G Ra:90
LENS: PM-1084A 24R
DRIVER:PUP10A-1WMC-700 500mA
30minutes warm-up

LED Avg.L Report

Test:U:120.21V I:0.0990A P:11.758W PF:0.9868 Freq:59.98Hz Lamp Flux:896.707x1 lm		
NAME: 2318.203-LEA-09	TYPE:	WEIGHT:
SPEC.: 3000K	DIM.:	SERIAL No.: 2305310696
MFR.: RISE	SUR.: 0.000572265m2	Shielding Angle:

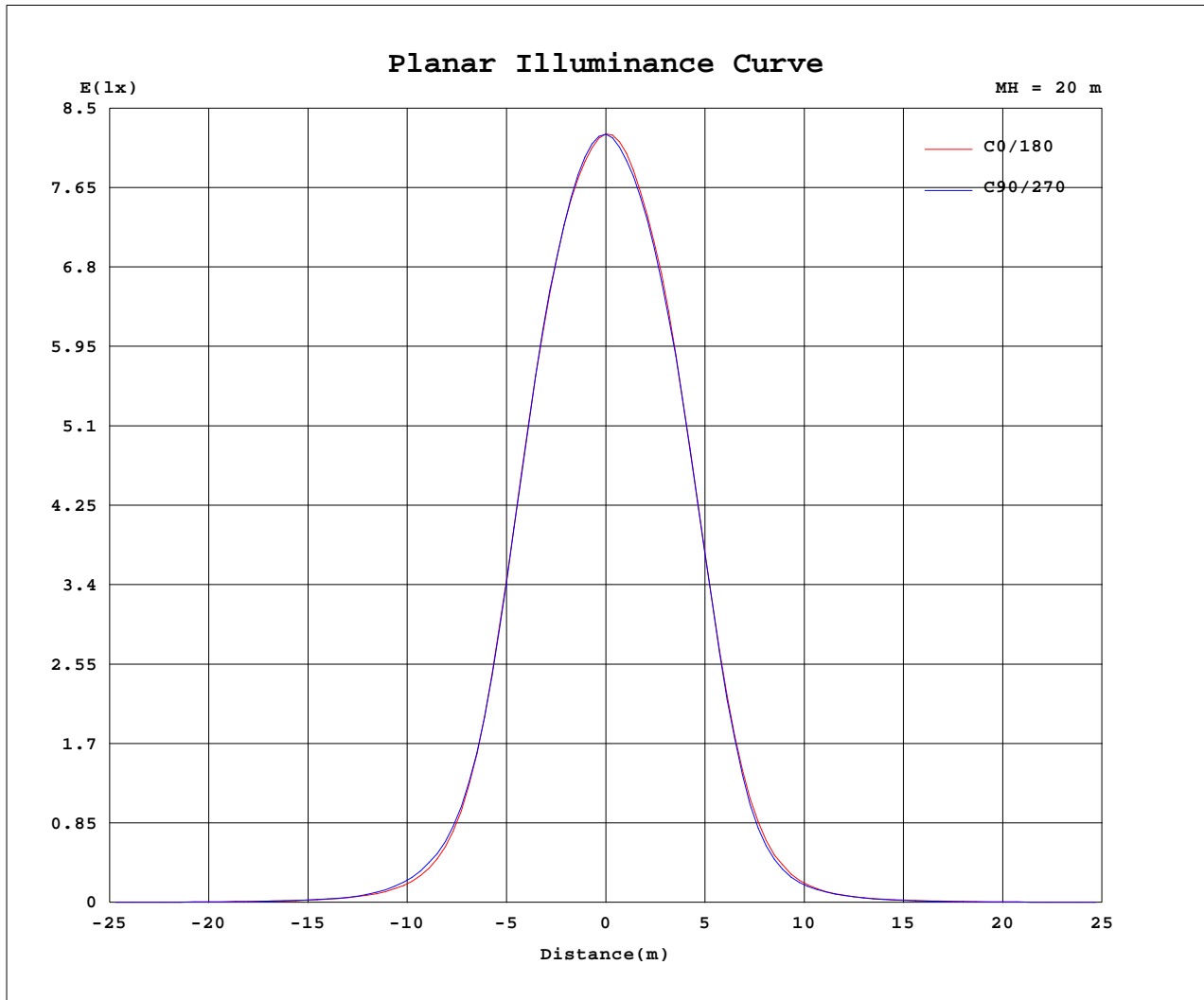
AvgL	cd/m2
L_0~180(65)av	12803
L_0~180(75)av	6074
L_0~180(85)av	1433
L_90~270(65)av	12666
L_90~270(75)av	6128
L_90~270(85)av	1307
L_45(65)av	12696
L_45(75)av	6044
L_45(85)av	1086

Standard: GB/T 29293-2012

C Range: 0 - 360DEG
C Interval: 30.0DEG
Test Speed: HIGH
Temperature:25.3℃
Operators:zoe
Test Date:2023-5-31

Range: 0 - 180DEG
Interval: 1.0DEG
Test System:EVERFINE GO-SPEX500_V1 SYSTEM V2.00.461
Humidity:65.0%
Test Distance:3.160m [K=1.0000]
Remarks: LAMP:CMA1306-0000-000F0U0A30G Ra:90
LENS: PM-1084A 24R
DRIVER:PUP10A-1WMC-700 500mA
30minutes warm-up

Planar Illuminance Curve



C Range: 0 - 360DEG
 C Interval: 30.0DEG
 Test Speed: HIGH
 Temperature: 25.3 °C
 Operators: zoe
 Test Date: 2023-5-31

Range: 0 - 180DEG
 Interval: 1.0DEG
 Test System: EVERFINE GO-SPEX500_V1 SYSTEM V2.00.461
 Humidity: 65.0%
 Test Distance: 3.160m [K=1.0000]
 Remarks: LAMP: CMA1306-0000-000F0U0A30G Ra:90
 LENS: PM-1084A 24R
 DRIVER: PUP10A-1WMC-700 500mA
 30minutes warm-up

LUMINOUS DISTRIBUTION INTENSITY DATA

Test:U:120.21V I:0.0990A P:11.758W PF:0.9868 Freq:59.98Hz Lamp Flux:896.707x1 lm		
NAME: 2318.203-LEA-09	TYPE:	WEIGHT:
SPEC.: 3000K	DIM.:	SERIAL No.: 2305310696
MFR.: RISE	SUR.: 0.000572265m2	Shielding Angle:

Table--1

UNIT: cd

C(DEG) (DEG)	0	30	60	90	120	150	180	210	240	270	300	330						
0	3290	3290	3290	3290	3290	3290	3290	3290	3290	3290	3290	3290						
5	3043	3054	3046	3054	3069	3060	3078	3067	3061	3056	3051	3042						
10	2361	2348	2334	2362	2379	2413	2455	2463	2477	2449	2422	2397						
15	1308	1295	1268	1294	1321	1389	1428	1420	1462	1426	1390	1348						
20	474	486	481	496	506	533	537	517	528	505	493	477						
25	156	173	178	181	174	169	164	154	156	147	145	144						
30	59.3	66.2	67.0	68.2	64.3	59.3	59.2	58.5	60.1	57.3	54.1	51.8						
35	27.2	28.3	28.3	28.5	27.5	26.5	26.7	26.2	26.4	25.2	24.5	24.6						
40	14.7	14.5	14.6	15.0	14.7	14.7	14.6	14.2	14.0	13.4	13.1	13.6						
45	8.64	8.61	8.96	9.25	8.64	8.74	8.82	8.73	8.68	8.55	8.44	8.58						
50	6.35	6.30	6.34	6.42	6.63	6.63	6.64	6.51	6.49	6.36	6.37	6.37						
55	5.28	5.21	5.19	5.28	5.49	5.51	5.53	5.45	5.42	5.34	5.48	5.33						
60	4.33	4.30	4.30	4.40	4.50	4.59	4.64	4.60	4.52	4.43	4.37	4.36						
65	2.86	2.86	2.89	3.01	3.12	3.24	3.33	3.31	3.25	3.11	2.99	2.90						
70	1.61	1.62	1.65	1.74	1.82	1.90	1.96	1.95	1.93	1.84	1.73	1.65						
75	0.79	0.80	0.82	0.88	0.92	0.97	1.01	0.99	0.98	0.93	0.87	0.81						
80	0.31	0.30	0.32	0.36	0.37	0.39	0.42	0.40	0.39	0.36	0.32	0.30						
85	0.06	0.04	0.05	0.07	0.07	0.08	0.09	0.07	0.06	0.06	0.04	0.04						
90	0.00	0.00	0.00	0.00	0.00	0.00	0.00	0.00	0.00	0.00	0.00	0.00						
95	0.00	0.00	0.00	0.00	0.00	0.00	0.00	0.00	0.00	0.00	0.00	0.00						
100	0.00	0.00	0.00	0.00	0.00	0.00	0.00	0.00	0.00	0.00	0.00	0.00						
105	0.00	0.00	0.00	0.00	0.00	0.00	0.00	0.00	0.00	0.00	0.00	0.00						
110	0.00	0.00	0.00	0.00	0.00	0.00	0.00	0.00	0.00	0.00	0.00	0.00						
115	0.00	0.00	0.00	0.00	0.00	0.00	0.00	0.00	0.00	0.00	0.00	0.00						
120	0.00	0.00	0.00	0.00	0.00	0.00	0.00	0.00	0.00	0.00	0.00	0.00						
125	0.00	0.00	0.00	0.00	0.00	0.00	0.00	0.00	0.00	0.00	0.00	0.00						
130	0.00	0.00	0.00	0.00	0.00	0.00	0.00	0.00	0.00	0.00	0.00	0.00						
135	0.00	0.00	0.00	0.00	0.00	0.00	0.00	0.00	0.00	0.00	0.00	0.00						
140	0.00	0.00	0.00	0.00	0.00	0.00	0.00	0.00	0.00	0.00	0.00	0.00						
145	0.00	0.00	0.00	0.00	0.00	0.00	0.00	0.00	0.00	0.00	0.00	0.00						
150	0.00	0.00	0.00	0.00	0.00	0.00	0.00	0.00	0.00	0.00	0.00	0.00						
155	0.00	0.00	0.00	0.00	0.00	0.00	0.00	0.00	0.00	0.00	0.00	0.00						
160	0.00	0.00	0.00	0.00	0.00	0.00	0.00	0.00	0.00	0.00	0.00	0.00						
165	0.00	0.00	0.00	0.00	0.00	0.00	0.00	0.00	0.00	0.00	0.00	0.00						
170	0.00	0.00	0.00	0.00	0.00	0.00	0.00	0.00	0.00	0.00	0.00	0.00						
175	0.00	0.00	0.00	0.00	0.00	0.00	0.00	0.00	0.00	0.00	0.00	0.00						
180	0.00	0.00	0.00	0.00	0.00	0.00	0.00	0.00	0.00	0.00	0.00	0.00						

C Range: 0 - 360DEG
C Interval: 30.0DEG
Test Speed: HIGH
Temperature:25.3℃
Operators:zoe
Test Date:2023-5-31

Range: 0 - 180DEG
Interval: 1.0DEG
Test System:EVERFINE GO-SPEX500_V1 SYSTEM V2.00.461
Humidity:65.0%
Test Distance:3.160m [K=1.0000]
Remarks: LAMP:CMA1306-0000-000F0U0A30G Ra:90
LENS: PM-1084A 24R
DRIVER:PUP10A-1WMC-700 500mA
30minutes warm-up